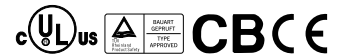




■ Features :

- Universal AC input/Full range
- Protections:Short circuit/Over load/Over voltage/Over temperature
- Cooling by free air convection
- Can be installed on DIN rail TS-35/7.5 or 15
- UL 508(industrial control equipment)approved
- LED indicator for power on
- 100% full load burn-in test
- Fix switching frequency at 50KHz
- 3 years warranty

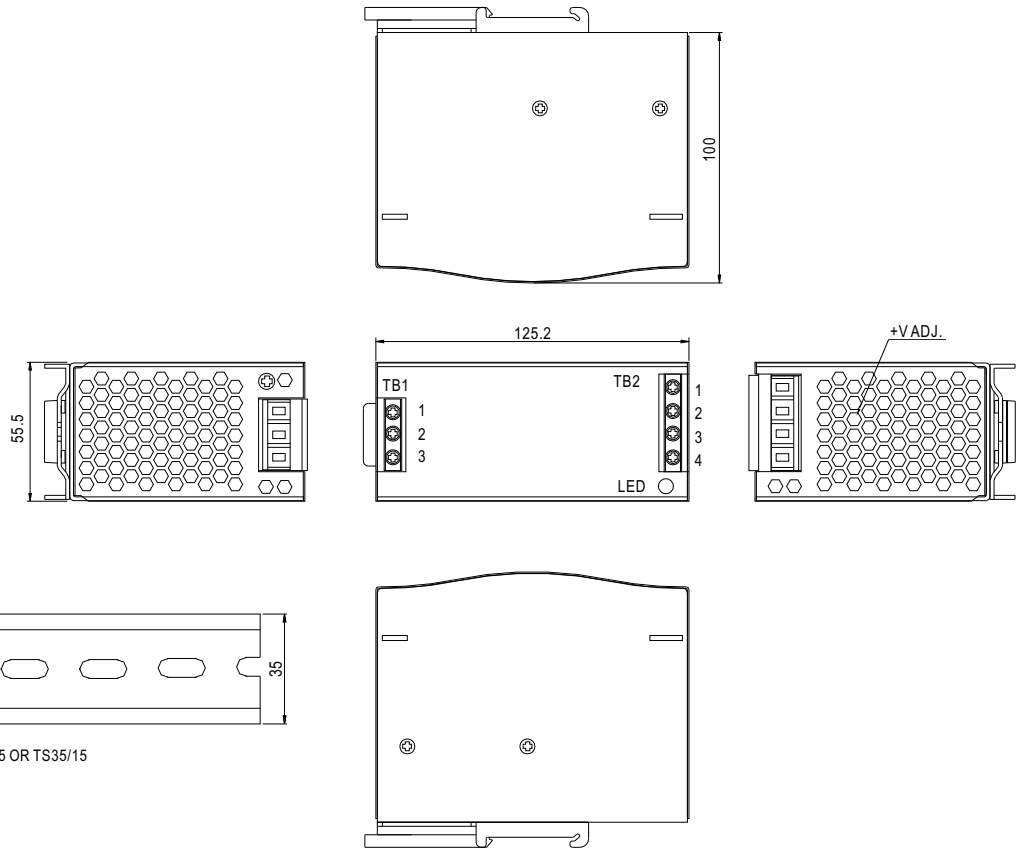


SPECIFICATION

MODEL	DR-75-12	DR-75-24	DR-75-48	
OUTPUT	DC VOLTAGE	12V	24V	48V
	RATED CURRENT	6.3A	3.2A	1.6A
	CURRENT RANGE	0 ~ 6.3A	0 ~ 3.2A	0 ~ 1.6A
	RATED POWER	76W	76.8W	76.8W
	RIPPLE & NOISE (max.) Note.2	100mVp-p	150mVp-p	240mVp-p
	VOLTAGE ADJ. RANGE	12 ~ 14V	24 ~ 28V	48 ~ 53V
	VOLTAGE TOLERANCE Note.3	±2.0%	±1.0%	±1.0%
	LINE REGULATION	±0.5%	±0.5%	±0.5%
	LOAD REGULATION	±1.0%	±1.0%	±1.0%
	SETUP, RISE TIME	1000ms, 60ms/230VAC 1800ms, 60ms/115VAC at full load		
HOLD TIME (Typ.)	60ms/230VAC 12ms/115VAC at full load			
INPUT	VOLTAGE RANGE	85 ~ 264VAC 120 ~ 370VDC		
	FREQUENCY RANGE	47 ~ 63Hz		
	EFFICIENCY (Typ.)	76%	80%	81%
	AC CURRENT (Typ.)	1.6A/115V 0.96A/230V		
	INRUSH CURRENT (Typ.)	COLD START 20A/115VAC 40A/230VAC		
LEAKAGE CURRENT	<1mA/ 240VAC			
PROTECTION	OVER LOAD	105 ~ 150% rated output power Protection type : Constant current limiting, recovers automatically after fault condition is removed		
	OVER VOLTAGE	15 ~ 16.5V	29 ~ 34V	58 ~ 65V
	OVER TEMPERATURE	85°C ±5°C (TSW1) Detect on heat sink of power transistor Protection type : Shut down o/p voltage, recovers automatically after temperature goes down		
ENVIRONMENT	WORKING TEMP.	-10 ~ +60°C (Refer to output load derating curve)		
	WORKING HUMIDITY	20 ~ 90% RH non-condensing		
	STORAGE TEMP., HUMIDITY	-20 ~ +85°C, 10 ~ 95% RH		
	TEMP. COEFFICIENT	±0.03%/°C (0 ~ 50°C)		
VIBRATION	10 ~ 500Hz, 2G 10min./1cycle, period for 60min. each along X, Y, Z axes			
SAFETY & EMC (Note 4)	SAFETY STANDARDS	UL508, TUV EN60950-1 Approved		
	WITHSTAND VOLTAGE	I/P-O/P:3KVAC I/P-FG:1.5KVAC O/P-FG:0.5KVAC		
	ISOLATION RESISTANCE	I/P-O/P, I/P-FG, O/P-FG:100M Ohms/500VDC		
	EMI CONDUCTION & RADIATION	Compliance to EN55011,EN55022 (CISPR22) Class B		
	HARMONIC CURRENT	Compliance to EN61000-3-2,-3		
EMS IMMUNITY	Compliance to EN61000-4-2,3,4,5,6,8,11, ENV50204, EN55024, EN61000-6-2 (EN50082-2) Heavy industry level, criteria A			
OTHERS	MTBF	123.1K hrs min. MIL-HDBK-217F (25°C)		
	DIMENSION	55.5*125.2*100mm (W*H*D)		
	PACKING	0.6Kg; 20pcs/13Kg/1.1CUFT		
NOTE	<p>1. All parameters NOT specially mentioned are measured at 230VAC input, rated load and 25°C of ambient temperature.</p> <p>2. Ripple & noise are measured at 20MHz of bandwidth by using a 12" twisted pair-wire terminated with a 0.1uf & 47uf parallel capacitor.</p> <p>3. Tolerance : includes set up tolerance, line regulation and load regulation.</p> <p>4. The power supply is considered a component which will be installed into a final equipment. The final equipment must be re-confirmed that it still meets EMC directives.</p>			

Mechanical Specification

Case No. 923 Unit:mm



ADMISSIBLE DIN-RAIL: TS35/7.5 OR TS35/15

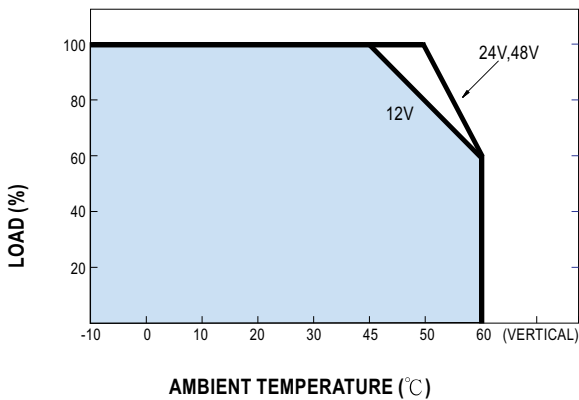
Terminal Pin. No Assignment (TB1)

Pin No.	Assignment
1	FG ⊕
2	AC/N(DC+)
3	AC/L(DC-)

Terminal Pin. No Assignment (TB2)

Pin No.	Assignment
1,2	DC OUTPUT +V
3,4	DC OUTPUT -V

Output Derating



Output Derating Vs Input Voltage

